

Measurement data monitoring system

testo Saveris

Automated and uninterrupted measurement data recording

Stationary and mobile data monitoring in one system

Flexible system set-up with wireless or Ethernet probes in many probe versions

Extensive alarm management

Automatic creation of measurement data reports

Integration of other further measurement parameters via standard interfaces



The measurement data monitoring system testo Saveris monitors temperature and humidity values without interruption in wide-ranging measurement sites. Wireless and Ethernet probes allow versatile applications:

- Monitoring and documentation in Production, Quality Assurance and R & D
- Monitoring of the storage climate of valuable inventory, medicaments and foods
- Monitoring of the food cold chain

The Base is the heart of testo Saveris and can store 40,000 measurement values. The large selection of wireless probes allows a practically unlimited versatility of application.

The existing LAN structure can be used with the Ethernet probes. The Router improves wireless connection in unfavourable constructional situations. By connecting a Converter to an Ethernet socket, the signal from a wireless probe can be converted to an Ethernet signal: During transport, the Cockpit Unit shows the driver all measurement values without interruption and provides alarms when limit values are exceeded. The entire data record can be printed out using an infrared printer at the handover of the goods.

testo Saveris system overview

testo Saveris wireless probes

Probe versions with internal as well as external temperature and humidity sensors allow the adaptation to any application. The wireless probes are available optionally with or without display. The current measurement data, the battery status and the quality of the wireless connection are shown.



testo Saveris wireless probes

testo Saveris Router

The use of a Router can improve or extend the wireless connection in difficult constructional circumstances. Several Routers in the testo Saveris system are of course possible. At the same time, the serial switching of up to 3 Routers V 2.0 provides the highest level of flexibility regarding wireless range.



testo Saveris Router

testo Saveris Converter/Extender

By connecting a testo Saveris Converter or Extender to an Ethernet socket, the signal from a wireless probe can be converted into an Ethernet signal. This combines the flexible installation of a wireless probe with the exploitation of the existing Ethernet even over long transmission distances.



testo Saveris Converter V 2.0 /
testo Saveris Extender



testo Saveris Analog Coupler (wireless)



testo Saveris Analog Coupler (Ethernet)

Ethernet



Humidity transmitter

testo Saveris Analog Coupler

The two versions of the Analog Coupler (wireless/Ethernet) allow the integration of further measurement parameters into the testo Saveris monitoring system, by including all transmitters with standardized current/voltage interfaces, e.g. 4 to 20 mA or 0 to 10 V.

Humidity and differential pressure

transmitters testo 6651/6681/6351/6381/6383

The integration of the humidity and differential pressure transmitters allows control parallel to the measurement data monitoring. This offers the solution for highest accuracy as well as for special applications (high humidity, trace humidity etc.) in compressed air, drying and air conditioning technology.

testo Saveris Base

The Base is the heart of testo Saveris, and can store 40,000 measurement values per measurement channel independently of a PC. This corresponds to a storage capacity of approximately a year at a measurement rate of 15 minutes. System data and alarms are visible via the testo Saveris Base display.

testo Saveris software

All temperature and humidity values are collated and documented without interruption here. Depending on requirements, the software is available in three versions: as a basic version SBE (Small Business Edition), as an extended version PROF (Professional), or as a validatable CFR version. Operation is easy thanks to an intuitive user interface. And to round it all off, you can view the measurement data flexibly on various mobile end devices.



testo Saveris Ethernet probes

In addition to the wireless probes, probes can be used which can be directly connected to the Ethernet. This means that an existing LAN structure can be used, allowing the data transfer from probe to Base even over large distances.

testo Saveris Extender

By connecting a testo Saveris Extender, the wireless signal of a transport probe (mobile probe) is converted into an Ethernet signal. The data transfer from wireless probe to Extender takes place automatically when sufficient wireless connection is present.

testo Saveris Cockpit Unit

The testo Saveris Cockpit Unit displays all measurement values to the driver uninterruptedly during transport. If limit values are violated, the driver is immediately warned. Alternatively, the complete data recording can be printed out at the handover site of the goods using the Testo printer on the Cockpit Unit.

Ordering data / Technical data

testo Saveris Base



testo Saveris Base,
radio frequency 868 MHz
Part no. 0572 0220

testo Saveris Base, radio frequency 868 MHz,
GSM module integrated (for SMS alarm)
Part no. 0572 0221

testo Saveris Cockpit Unit



testo Saveris Cockpit Unit
incl. mini-USB-cable and
adapter 12/24 V DC

Part no. 0572 0222

No mains units or aerials with magnetic base are contained in this ordering data.
Note on the radio frequencies: 868 MHz: EU countries and certain other countries (e.g. BR, CH, CN, NOR) Country list at www.testo.com/saveris

testo Saveris Base

Memory	40,000 values per channel (total max. 18,000,000 values)
Dimensions	225 x 150 x 49 mm
Weight	Approx. 1510 g
Protection class	IP42
Housing material	Diecast zinc / plastic
Radio frequency	868 MHz
Power supply (absolutely necessary)	6.3 V DC mains unit; alternatively via 24 V AC/DC plug-in/screw terminals, power consumption 4 W
Rech. batt.*	Li-ion battery (for data back-up and for emergency SMS if power supply fails)
Operating temperature	+5 to +45 °C
Storage temperature	-25 to +60 °C
Display	graphical display, 4 control keys
Interfaces	USB, radio, Ethernet
Connectable radio probe	max. 15 probes can be directly connected via wireless interface, max. 150 total via wireless / Router / Converter / Ethernet / Extender, max. 450 channels
Alarm relay	max. 1 A, max. 30 W, max. 60/25 V DC/AC, NC or NO contact
GSM module	850 / 900 / 1800 / 1900 MHz not valid for Japan and South Korea
Set up	Table base and wall bracket included
Firmware version	2.X

*Wearing part

testo Saveris Cockpit Unit

Memory	max. 20,000 measurement values
Dimensions	Approx. 150 x 90 x 40 mm
Weight	Approx. 210 g
Protection class	IP30
Housing material	Plastic
Radio frequency	868 MHz
Power supply (absolutely necessary)	Mini-USB cable incl. adapter 12/24 V DC
Rech. batt.*	NiMH rechargeable battery (for securing data in case of power failure)
Operating temperature	-30 to +65 °C
Storage temperature	-40 to +85 °C
Display	graphical display, 4 control keys
Interfaces	Radio, USB, infrared
Connectable radio probe	up to 2 zones with 4 wireless probes each, max. 32 channels
Attachment	Sucker pad with telescope function

*Wearing part

Router, Converter and Extender

Part no.

testo Saveris Router V 1.0, 868 MHz, radio transmission medium	0572 0119	
testo Saveris Router V 2.0, 868 MHz, radio transmission medium	0572 0219	
testo Saveris Converter V 1.0, 868 MHz, converts the radio transmission medium to Ethernet	0572 0118	
testo Saveris Converter V 2.0, 868 MHz, converts the radio transmission medium to Ethernet	0572 0218	
testo Saveris Extender 868 MHz, converts the radio transmission medium to Ethernet	0572 0217	

No mains units are contained in this ordering data.

Technical data	testo Saveris Router V 1.0	testo Saveris Router V 2.0	testo Saveris Converter V 1.0	testo Saveris Converter V 2.0	testo Saveris Extender
Application	· for testo Saveris Base Firmware Version V 1.X	· for testo Saveris Base Firmware Version V 2.X	· for testo Saveris Base Firmware Version V 1.X · only for wireless probes Firmware Version 1.X	· for all testo Saveris Base Firmware versions · only for wireless probes with Firmware Version 2.X	· for testo Saveris Base Firmware Version V 2.X · only for wireless probes with Firmware Version 2.X
Dimensions	Approx. 85 x 100 x 38 mm				
Weight	Approx. 180 g		Approx. 190 g		
Power supply	6.3 V DC mains unit; alternatively via 24 V AC/DC plug-in/screw terminals, power consumption < 0.5 W		6.3 V DC mains unit; alternatively via 24 V AC/DC plug-in/screw terminals, PoE, power consumption < 2 W		
Operating temperature	-20 to +50 °C				
Storage temperature	-40 to +60 °C				
Housing material	Plastic				
Protection class	IP54				
Interfaces	Radio		Radio, Ethernet		
Connectable radio probe	max. 5		max. 15		max. 15 m in stationary operation max. 100 m in mobile operation
Router cascading	no	yes	-	-	-
Wall bracket	included				

Radio probes

Version without display

	Part no.
testo Saveris T1 Radio probe with internal NTC, radio frequency 868 MHz, without display	0572 1210*
testo Saveris T2 Radio probe with external probe connection and internal NTC, door contact, radio frequency 868 MHz, without display	0572 1211*
testo Saveris T3 2-channel radio probe with 2 external TC probe connections (choice of TC characteristics), radio frequency 868 MHz, without display	0572 9212*
testo Saveris Pt Radio probe with 1 external Pt100 probe connection, radio frequency 868 MHz, without display	0572 7211*

Version with display

testo Saveris T1 D Radio probe with internal NTC, radio frequency 868 MHz, with display	0572 1220*
testo Saveris T2 D Radio probe with external probe connection and internal NTC, radio frequency 868 MHz, with display	0572 1221*
testo Saveris T3 D 2-channel radio probe with 2 external TC probe connections (choice of TC characteristics), radio frequency 868 MHz, with display	0572 9222*
testo Saveris Pt D Radio probe with 1 external Pt100 probe connection, radio frequency 868 MHz, with display	0572 7221*

The alkali manganese batteries AA (0515 0414) are included in these ordering data (Analog Coupler excluded). testo Saveris probes are delivered with a calibration protocol of the factory adjustment data. Calibration certificates must be ordered separately.

Technical data	testo Saveris T1	testo Saveris T2	testo Saveris T3	testo Saveris Pt
Internal sensor	Probe type	NTC	NTC	-
	Measuring range	-35 to +50 °C	-35 to +50 °C	-
	Accuracy	±0.4 °C (-25 to +50 °C) ±0.8 °C (remaining range)	±0.4 °C (-25 to +50 °C) ±0.8 °C (remaining range)	-
	Resolution	0.1 °C	0.1 °C	-
External probe	Probe type	-	NTC	TC type K TC type J TC type T TC type S
	Measuring range (Instrument)	-	-50 to +150 °C	-195 to +1350 °C -100 to +750 °C -200 to +400 °C 0 to +1760 °C
	Accuracy (Instrument)	-	±0.2 °C (-25 to +70 °C) ±0.4 °C (remaining range)	±0.5 °C or 0.5% of m.v.
	Resolution (Instrument)	-	0.1 °C	0.1 °C / TC type S 1 °C
Connection	-	NTC via mini-DIN socket, door contact connection cable included in delivery (1.80 m)	2 TCs via TC socket, max. difference in potential 2 V	1 Pt100 via mini-DIN socket
Dimensions (housing):	80 x 85 x 38 mm			
Weight	Approx. 240 g			
Battery life (Type: 4 AA batteries)	Battery life at +25 °C, 3 years; for freezer applications, 3 years with L91 Photo lithium Energizer batteries			
Housing material	Plastic			
Protection class	IP68		IP54	IP68
Radio frequency	868 MHz			
Measuring rate	Standard 15 min, 1 min to 24 h can be set			
Memory	6,000 measurement values per channel			
Conformity with standards	DIN EN 12830		-	
Operating temperature	-35 to +50 °C		-20 to +50 °C	
Storage temperature	-40 to +55 °C (incl. batteries)			
Display (optional)	LCD, 2 lines; 7-segment with symbols			
Transmission distance	approx. 300 m without obstruction at a frequency of 868 MHz			
Wall bracket	included			

*The testo Saveris Converter V 2.0 (order no. 0572 0218) is required for integration of testo Saveris wireless probes into systems with Base Firmware V 1.X. For more information please contact our customer hotline or your Testo partner.

Radio probes

Version without display

Part no.

testo Saveris H3 Wireless probe with internal humidity sensor 3 %RH, radio frequency 868 MHz, without display	0572 6210*	
testo Saveris U1 Wireless Analog Coupler with 1 current/voltage input, radio frequency 868 MHz, without display	0572 3210*	

Version with display

testo Saveris H2 D Wireless probe with external humidity sensor 2 %RH, radio frequency 868 MHz, with display	0572 6222*	
testo Saveris H3 D Wireless probe with internal humidity sensor 3 %RH, radio frequency 868 MHz, with display	0572 6220*	
testo Saveris H4 D Wireless probe with external humidity probe connection, radio frequency 868 MHz, with display	0572 6224*	

The alkali manganese batteries AA (0515 0414) are included in these ordering data (Analog Coupler excluded). testo Saveris probes are delivered with a calibration protocol of the factory adjustment data. Calibration certificates must be ordered separately.

Technical data	testo Saveris H2 D		testo Saveris H3		testo Saveris H4 D		testo Saveris U1	
Internal sensor	Probe type	-		NTC	Humidity sensor	-		1 channel: current/voltage input
	Measuring range	-		-20 to +50 °C	0 to 100 %RH ¹⁾	-		2-wire: 4 to 20 mA, 4-wire: 0/4 to 20 mA, 0 to 1/5/10 V, load: max. 160 Ω at 24 V DC
	Accuracy	-		±0.5 °C	±3 %RH at +25 °C ±0,03 %RH/K ±1 digit	-		Current ±0.03 mA / 0.75 µA Voltage 0 to 1 V ±1.5 mV/39 µV Voltage 0 to 5 V ±7.5 mV / 0.17 mV Voltage 0 to 10 V ±15 mV / 0.34 mV ±0.02% of. m.v./K deviating from nominal temperature 22 °C
	Resolution	-		0.1 °C	0.1 °C% / 0.1 °C td	-		-
External probe	Probe type	NTC	Humidity sensor	-		NTC	Humidity sensor	-
	Measuring range (Instrument)	-20 to +50 °C	0 to +100 %RH ¹⁾	-		-20 to +70 °C	0 to +100 %RH ¹⁾	-
	Accuracy (Instrument)	±0.5 °C	to 90 %RH: ±2 %RH at +25 °C > 90 %RH: ±3 %RH at +25 °C ±0,03 %RH/K ±1 digit	-		±0.2 °C	see probes	-
	Resolution (Instrument)	0.1 °C	0.1% / 0.1 °C td	-		0.1 °C	0.1% / 0.1 °C td	-
Connection	non-exchangeable stump probe		-		1 x external humidity probe mini DIN socket		2 or 4-wire current/voltage output Service interface mini DIN for adjustment	
Dimensions (housing):	85 x 100 x 38 mm		80 x 85 x 38 mm		Approx. 85 x 100 x 38 mm			
Weight	Approx. 256 g		Approx. 245 g		Approx. 240 g			
Battery life (Type: 4 AA batteries)	Battery life at +25 °C, 3 years; for freezer applications, 3 years with L91 Photo lithium Energizer batteries						Supply: Mains unit 6.3 V DC, 20 to 30 V DC max. 25 V AC	
Housing material	Plastic							
Protection class	IP54		IP42		IP54			
Radio frequency	868 MHz							
Measuring rate	Standard 15 min, 1 min to 24 h can be set							
Memory	6,000 measurement values per channel							
Operating temperature	-20 to +50 °C						+5 to +45 °C	
Storage temperature	-40 to +55 °C (incl. batteries)						-25 to +60 °C	
Display (optional)	LCD, 2 lines; 7-segment with symbols						(no display)	
Transmission distance	approx. 300 m without obstruction at a frequency of 868 MHz							
Wall bracket	included							

¹⁾ Not for condensing atmosphere. For continuous applications in high humidity (>80 %RH at ≤30 °C for >12 h, >60 %RH at >30 °C for >12h), please contact us via www.testo.com.

*The testo Saveris Converter V 2.0 (order no. 0572 0218) is required for integration of testo Saveris wireless probes into systems with Base Firmware V 1.X. For more information please contact our customer hotline or your Testo partner.

Ethernet probes

Version with display

Part no.

testo Saveris T1 E Ethernet probe with 1 external probe connection NTC, with display	0572 1191	
testo Saveris T4 E 4-channel Ethernet probe with 4 external TC probe connections, with display	0572 9194	
testo Saveris Pt E Ethernet probe with external Pt100 probe connection, with display	0572 7191	

Mains units are not included in delivery. testo Saveris probes are delivered with a calibration protocol of the factory adjustment data. Calibration certificates must be ordered separately.

Technical data	testo Saveris T1 E	testo Saveris T4 E		testo Saveris Pt E	
External probe	Probe type	NTC	TC type K	TC type J	Pt100
	Measuring range (Instrument)	-50 to +150 °C	-195 to +1350 °C	-100 to +750 °C	-200 to +600 °C
			TC type T	TC type S	
			-200 to +400 °C	0 to +1760 °C	
Accuracy (Instrument)	±0.2 °C (-25 to +70 °C) ±0.4 °C (remaining range)	±0.5 °C or 0.5% of m.v.		at +25 °C ±0.1 °C (0 to +60 °C) ±0.2 °C (-100 to +200 °C) ±0.5 °C (remaining range)	
Resolution (Instrument)	0.1 °C	0.1 °C / TC type S 1 °C		0.01 °C	
Connection	1 x NTC via mini DIN socket	4 TCs via TC socket, max. difference in potential 50 V		1 Pt100 via mini-DIN socket	
	Mini-DIN service interface for adjustment is accessible externally				
Dimensions (housing):	Approx. 85 x 100 x 38 mm				
Weight	Approx. 220 g				
Power	6.3 V DC mains unit; alternatively via 24 V AC/DC plug-in/screw terminals, PoE				
Buffer battery	Li-ion (wearing part)				
Housing material	Plastic				
Protection class	IP54				
Measuring rate	2 s to 24 h				
Memory	6,000 measurement values per channel				
Operating temperature	+5 to +45 °C				
Storage temperature	-25 to +60 °C				
Power consumption	PoE Class 0 (typical ≤ 3 W)				
Display	LCD, 2 lines; 7-segment with symbols				
Wall bracket	included				

Ethernet probes

Version without display

Part no.

testo Saveris U1 E Ethernet analog coupler with 1 current/voltage input, without display	0572 3190
---	-----------

Version with display

testo Saveris H1 E Ethernet probe 1 %RH, with display	0572 6191
testo Saveris H2 E Ethernet probe 2 %RH, with display	0572 6192
testo Saveris H4 E Ethernet probe with external humidity probe connection, with display	0572 6194

Mains units are not included in delivery. testo Saveris probes are delivered with a calibration protocol of the factory adjustment data. Calibration certificates must be ordered separately.

Technical data	testo Saveris H1 E		testo Saveris H2 E		testo Saveris H4 E		testo Saveris U1 E	
Internal sensor	Probe type	-		-		-		1 channel: current/voltage
	Measuring range	-		-		-		2-wire: 4 to 20 mA, 4-wire: 0/4 to 20 mA, 0 to 1/5/10V, load: max. 160 Ω at 24 V DC
	Accuracy	-		-		-		Current ±0.03 mA / 0.75 µA Voltage 0 to 1 V ±1.5 mV / 39 µV Voltage 0 to 5 V ±7.5 mV / 0.17 mV Voltage 0 to 10 V ±15 mV / 0.34 mV ±0.02% of. m.v./K deviating from nominal temperature 22 °C
External probe	Probe type	NTC	Humidity sensor	NTC	Humidity sensor	NTC	Humidity sensor	-
	Measuring range (Instrument)	-20 to +70 °C	0 to 100 %RH ¹⁾	-20 to +70 °C	0 to 100 %RH ¹⁾	-20 to +70 °C	0 to 100 %RH ¹⁾	-
	Accuracy (Instrument)	±0.2 °C (0 to +30 °C) ±0.5 °C (remaining range)	to 90 %RH: ±1 %RH +0.7 % of m.v. at +25 °C > 90 %RH: ±1.4 %RH +0.7 % of m.v. ±0.03 %RH/K ± 1 digit	±0.5 °C	to 90 %RH: ±2 %RH at +25 °C > 90 %RH: ±3 %RH at +25 °C ±0.03 %RH/K ± 1 digit	±0.2 °C	see external probes	-
	Resolution (Instrument)	0.1 °C	0.1% / 0.1 °C td	0.1 °C	0.1% / 0.1 °C td	0.1 °C	0.1% / 0.1 °C td	-
Connection	-					1 x external Ethernet humidity probe mini DIN socket	1 x 2- or 4-wire current/voltage	
	Mini-DIN service interface is accessible externally							
Dimensions (housing):	Approx. 85 x 100 x 38 mm							
Weight	Approx. 230 g			Approx. 254 g		Approx. 240 g		
Power	6.3 V DC mains unit; alternatively via 24 V AC/DC plug-in/screw terminals, PoE							
Buffer battery	Li-ion (wearing part)							
Housing material	Plastic							
Protection class	IP54							
Measuring rate	2 s to 24 h							
Memory	6,000 measurement values per channel							
Operating temperature	+5 to +45 °C							
Storage temperature	-25 to +60 °C							
Power consumption	PoE Class 0 (typical ≤ 3 W)							
Display	LCD, 2 lines; 7-segment with symbols					no display		
Wall bracket	included							

¹⁾ Not for condensing atmosphere. For continuous applications in high humidity (>80 %RH at ≤30 °C for >12 h, >60 %RH at >30 °C for >12h), please contact us via www.testo.com.

Sintered caps for testo Saveris H1 E, H2 E and H2 D probes

Metal protection cage, Ø 12 mm for humidity probes, for measurement in flow velocities of less than 10 m/s	0554 0755
Stainless steel sintered filter, pore size 100 µm, probe protection in dusty atmospheres or higher flow velocities, for measurements at higher flow velocities or in contaminated air	0554 0641
Cap with wire mesh filter, Ø 12 mm	0554 0757
Sintered PTFE filter, Ø 12 mm, for corrosive media, High humidity range (long-term measurements), high flow velocities.	0554 0756
Testo saline pots for testing and humidity calibration of humidity sensors, 11.3 %RH and 75.3 %RH, incl. adapter for humidity probes, fast testing or calibration of humidity probe	0554 0660


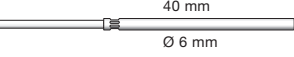
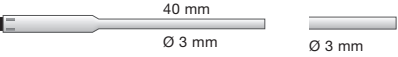



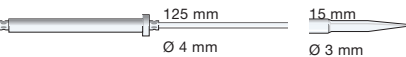

External temperature and humidity probes

Probe type	Dimensions Probe shaft/probe shaft tip	Measuring range	Accuracy	t ₉₉	Part no.
Pt100					
<ul style="list-style-type: none"> Robust, Pt100 stainless steel food probe (IP65) 	<p>125 mm 15 mm Ø 4 mm Ø 3 mm</p> <p>Connection: Fixed cable</p>	-50 to +400 °C	Class A (-50 to +300 °C), Class B (remaining range)	10 s	0609 2272
<ul style="list-style-type: none"> Penetration probe Pt100 with ribbon cable, cable length 2 m, IP 54 	<p>60 mm 30 mm Ø 5 mm Ø 3.6 mm</p>	-85 to +150 °C	Class A	35 s	0572 7001
Connection cable for unlimited Pt100 stationary probes (4-wire technology), Cable length: 3 m possible max. cable length: 20 m					0554 0213
TC					
<ul style="list-style-type: none"> Stationary probe with stainless steel sleeve, TC Type K 	<p>40 mm Ø 6 mm</p> <p>Connection: Fixed cable 1.9 m</p>	-50 to +205 °C	Class 2*	20 s	0628 7533
<ul style="list-style-type: none"> Penetration probe TC with ribbon cable, Type K, cable length 2 m, IP 54 	<p>60 mm 30 mm Ø 5 mm Ø 3.6 mm</p>	-40 to +220 °C	Class 1	7 s	0572 9001
Magnetic probe, adhesive force approx. 20 N, with magnets, for measurements on metal surfaces, TC Type K	<p>35 mm Ø 20 mm</p> <p>Connection: Fixed cable</p>	-50 to +170 °C	Class 2*	150 s	0602 4792
Magnetic probe, adhesive force approx. 10 N, with magnets, for higher temp., for measurements on metal surfaces, TC Type K	<p>75 mm Ø 21 mm</p> <p>Connection: Fixed cable 1.6 m</p>	-50 to +400 °C	Class 2*		0602 4892
Pipe wrap probe for pipe diameter 5 to 65 mm, with exchangeable measuring head. Meas. range short-term up to +280 °C, TC Type K	<p>395 mm 20 mm</p> <p>Connection: Fixed cable 1.2 m</p>	-60 to +130 °C	Class 2*	5 s	0602 4592
Pipe wrap probe with velcro strip; for temperature measurement on pipes with diameter up to max. 120 mm; Tmax. +120 °C; TC Type K	<p>395 mm 20 mm</p> <p>Connection: Fixed cable 1.5 m</p>	-50 to +120 °C	Class 1*	90 s	0628 0020
Thermocouple with TC adapter, flexible, 800 mm long, fibre glass, TC Type K	<p>800 mm Ø 1.5 mm</p>	-50 to +400 °C	Class 2*	5 s	0602 0644
Thermocouple with TC adapter, flexible, length 1500 mm, fibreglass, TC Type K	<p>1500 mm Ø 1.5 mm</p>	-50 to +400 °C	Class 2*	5 s	0602 0645
Thermocouple with TC adapter, flexible, 1500 mm long, PTFE, TC Type K	<p>1500 mm Ø 1.5 mm</p>	-50 to +250 °C	Class 2*	5 s	0602 0646
Immersion tip, flexible, TC Type K	<p>500 mm Ø 1.5 mm</p>	-200 to +1000 °C	Class 1*	5 s	0602 5792
Immersion measurement tip, flexible, for measurements in air/exhaust gases (not suitable for measurements in smelters), TC Type K	<p>1000 mm Ø 3 mm</p>	-200 to +1300 °C	Class 1*	4 s	0602 5693



*The specified accuracy class of the testo Saveris radio and Ethernet probe is achieved using these external probes.

*According to standard EN 60584-2, the accuracy of Class 1 refers to -40 to +1000 °C (Type K), Class 2 to -40 to +1200 °C (Type K), Class 3 to -200 to +40 °C (Type K).

External temperature and humidity probes

Probe type	Dimensions Probe shaft/probe shaft tip	Measuring range	Accuracy	t ₉₉	Part no.
NTC					
◆ Stub probe, IP 54		-20 to +70 °C	±0.2 °C (-20 to +40 °C) ±0.4 °C (+40.1 to +70 °C)	15 s	0628 7510
◆ Stationary probe with aluminium sleeve, IP 65	 Connection: Fixed cable; Cable/length: 2.4 m	-30 to +90 °C	±0.2 °C (0 to +70 °C) ±0.5 °C (remaining range)	190 s	0628 7503*
◆ Accurate immersion/penetration probe, 6m cable, IP 67	 Connection: Fixed cable; Cable/length: 6 m	-35 to +80 °C	±0.2 °C (-25 to +74.9 °C) ±0.4 °C (remaining range)	5 s	0610 1725*
◆ Accurate immersion/penetration probe, cable: 1.5 m long, IP 67	 Connection: Fixed cable; Cable/length: 1.5 m	-35 to +80 °C	±0.2 °C (-25 to +74.9 °C) ±0.4 °C (remaining range)	5 s	0628 0006*
◆ Penetration probe NTC with ribbon cable, cable length 2 m, IP 54		-40 to +125 °C	±0.5 % of m.v. (+100 to +125 °C) ±0.2 °C (-25 to +80 °C) ±0.4 °C (remaining range)	8 s	0572 1001
Wall surface temperature probe, e.g. to prove damage in building material	 Connection: Fixed cable; Cable/length: 3 m	-50 to +80 °C	±0.2 °C (0 to +70 °C)	20 s	0628 7507
◆ Stainless steel NTC food probe (IP65) with PUR cable	 Connection: Fixed cable; Cable/length: 1.6 m	-50 to +150 °C ²⁾	±0.5% of m.v. (+100 to +150 °C) ±0.2 °C (-25 to +74.9 °C) ±0.4 °C (remaining range)	8 s	0613 2211*
Pipe wrap probe with Velcro for pipe diameter to max. 75 mm, T _{max.} +75 °C, NTC	 Connection: Fixed cable; Cable/length: 1.5 m	-50 to +70 °C	±0.2 °C (-25 to +70 °C) ±0.4 °C (-50 to -25.1 °C)		0613 4611

The standard temperature probes from the Testo range can be individually tailored to your application. For more information please contact your Testo partner.

Probe type	Dimensions Probe shaft/probe shaft tip	Measuring range	Accuracy	Part no.
%RH				
◆ Humidity/temperature probe 12 mm		-20 to +70 °C 0 to 100 %RH	±0,3 °C ±2 %RH at +25 °C (2 to 98 %RH) ±0,03 %RH/K ± 1 digit	0572 6172
Humidity/temperature probe 4 mm		0 to +40 °C 0 to 100 %RH	±0,3 °C ±2 %RH at +25 °C (2 to 98 %RH) ±0,08 %RH/K ± 1 digit	0572 6174

◆ The specified accuracy class of the testo Saveris radio and Ethernet probe is achieved using these external probes.

* Probe tested to EN 12830 for suitability in the transport and storage sectors

2) Long-term measurement range +125 °C, short-term +150 °C or +140 °C (2 minutes)

Accessories

Power supply	Part no.
Battery for radio probe (4 AA alkali manganese mignon batteries)	0515 0414
Battery for radio probe for use below -10 °C (4 Energizer L91 Photo lithium)	0515 0572
Li-ion rechargeable battery for testo Saveris Base, Ethernet probe and testo Saveris Analog Coupler U1E	0515 5021
Mains unit international 100-240 V AC / 6.3 V DC for mains operation or battery charging in instrument	0554 1096
Power supply (top-hat rail mounting) 90 to 264 VAC / 24 VDC (2.5 A)	0554 1749
Power supply (desktop) 110 to 240 VAC / 24 VDC (350 mA)	0554 1748
Other features	
Magnetic foot aerial (dualband) with 3 m cable, for Base with GSM module (not suitable for USA, Canada, Chile, Argentina, Mexico)	0554 0524
Magnetic foot aerial (quadband) for Base with GSM module	0554 0525
Alarm module (visual + acoustic), can be connected to Base alarm relay, Ø 70 x 164 mm, 24 V AC/DC / 320 mA, perm. light: red, perm. tone: buzzer approx. 2.4 kHz (Mains unit 0554 1749 required)	0572 9999 ID-Nr. 0699 6111/1
testo Saveris protective housing for protection from high-pressure cleaning and impact, IP 69 K suitable for wireless probes T1 / T1D / T2 / T2D / Pt / PtD / H4D	0572 0200
Testo fast printer with wireless infrared interface, 1 roll of thermal paper and 4 AAA batteries, for printout of measurement values from testo Saveris Cockpit Unit, operating temperature 0 to +50 °C	0554 0549
Programming adapter (from Mini-DIN to USB) for Base, Ethernet probe, Converter and Extender for configuring IP addresses as well as for the adjustment of testo Saveris probes via testo Saveris adjustment software	0440 6723
Software	
testo Saveris SBE software licence 1 user	0572 0180
testo Saveris PROF software licence 1-5 users incl. Web Access	0572 0181
testo Saveris PROF software licence 1-5 users Classic	0572 0192
testo Saveris PROF software licence +1 user (only in connection with the testo Saveris PROF software (order no. 0572 0181 or 0572 0192))	0572 0190
testo Saveris PROF software licence + unlimited number of users (only in connection with the testo Saveris PROF software (order no. 0572 0181 or 0572 0192))	0572 9999
testo Saveris CFR software licence 1-5 users incl. Web Access	0572 0182
testo Saveris CFR software licence +1 user (only in connection with the testo Saveris CFR software (order no. 0572 0182))	0572 0193
testo Saveris CFR software licence + unlimited number of users (only in connection with the testo Saveris CFR software (order no. 0572 0182))	0572 9999
testo Saveris Web Access	0572 0001
testo Saveris adjustment software incl. connection cable to wireless and Ethernet probes	0572 0183
Calibration Certificates	
ISO calibration certificate/temperature; Temperature probes; calibration points -8 °C; 0 °C; +40 °C per channel/instrument (suitable for testo Saveris T1/T2)	0520 0171
ISO calibration certificate/temperature; Temperature probes; calibration points -18 °C; 0 °C; +60 °C; per channel/instrument (not suitable for testo Saveris T1/T2)	0520 0151
DAkkS calibration certificate temperature; Temperature probes; calibration points -20 °C; 0 °C; +60 °C; per channel/instrument (not suitable for testo Saveris T1/T2)	0520 0261
ISO calibration certificate humidity; Humidity probe, calibration points 11.3 %RH and 75.3 %RH at +25 °C/+77 °F; per channel/instrument	0520 0076
DAkkS calibration certificate humidity; Humidity probe, calibration points 11.3 %RH and 75.3 %RH at +25 °C; per channel/instrument	0520 0246

